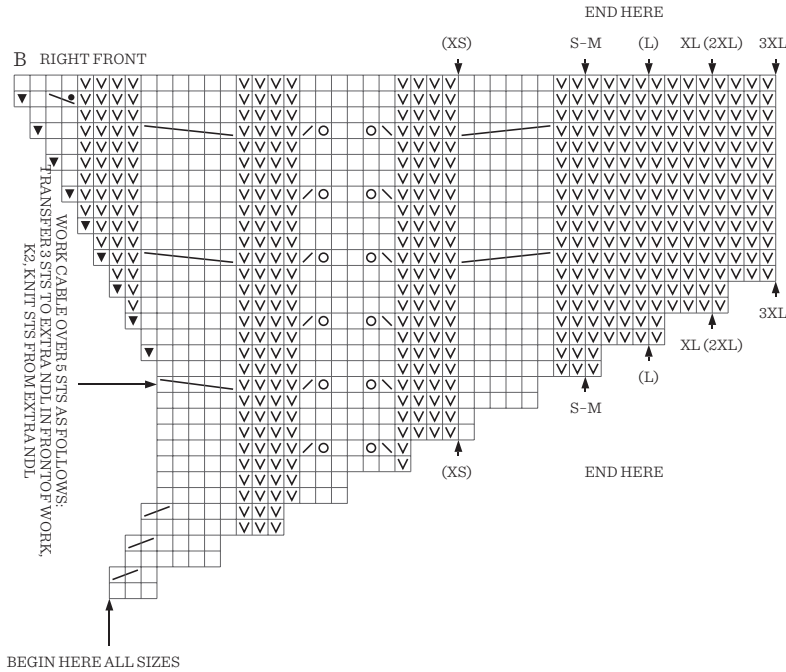


©RRECTION 2409

NR 5 CORNELIA SWEATER



NR 8 CORNELIA CARDIGAN

SLEEVES

Knit 1 rnd, at the same time adjust number of sts to (80) ~~80~~ (84) 84 (94) 94.

Cont in rnds according to diagram C as follows:

Work (10) 10 (12) 12 (17) 17 p sts, work 60 sts diagram C, work p to beg of rnd.

Cont in rnds in this order until sleeve meas 36 cm, or until 12 cm before suitable length.

End with at least 3 rnds without cable twisting.

FOR SIZE (XS) S-M (L) XL

Work 1 rnd with dec and inc before ribbing as follows:

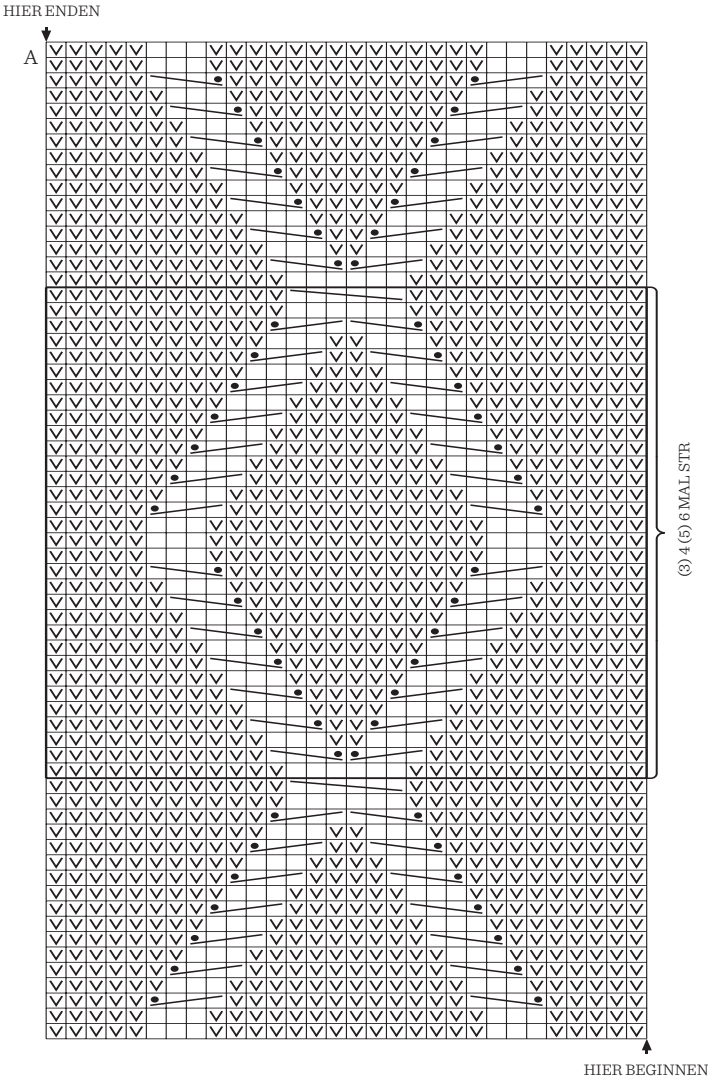
Work p1, inc p1, work p until marker, work last rnd of diagram C until marker, work p until 1 st before beg of rnd, inc p1, p1 = (~~76~~) 76 (80) 80 sts.

NR 12 SCARLETT CARDIGAN

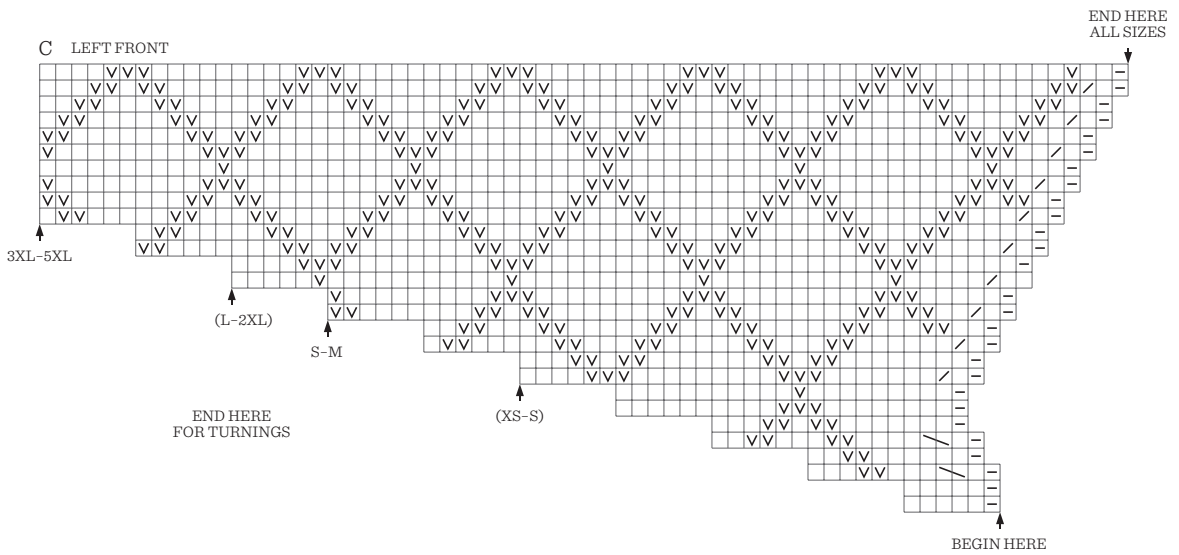
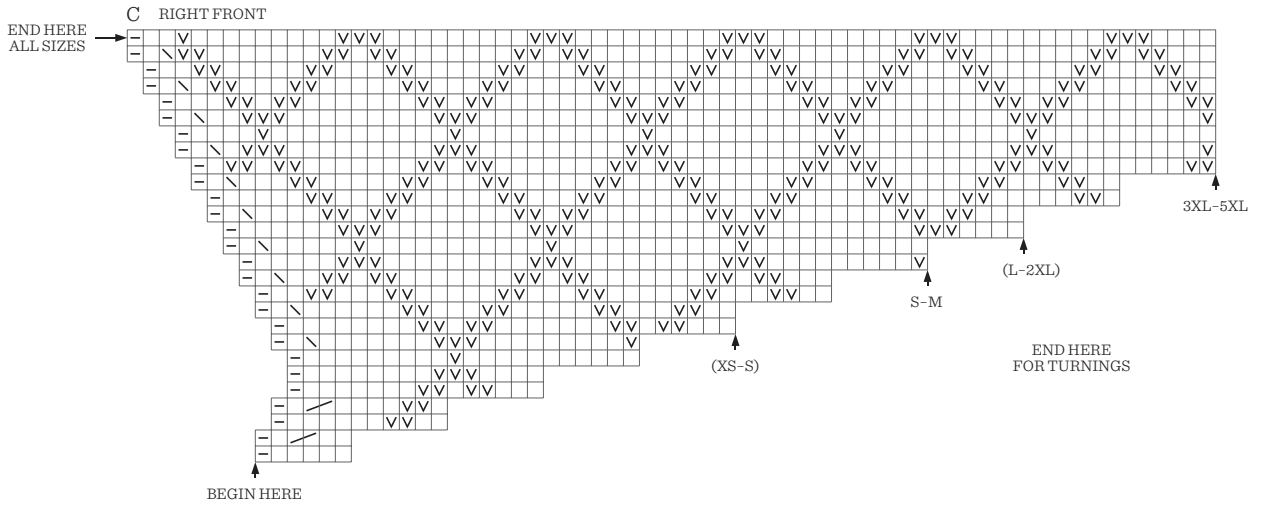
DIAGRAM EXPLANATION

☑ P ON RS, K ON WS

NR 13 HEATHER SWEATER CABLE EDITION



NR 13 HEATHER SWEATER CABLE EDITION



- K ON RS, P ON WS
- P ON RS, K ON WS
- EDGE ST
- SL 1 K-WISE, TRANSFER ST TBL BACK TO LEFT NDL
AND K2TOG TBL
- K2TOG
- INC LEFT
- INC RIGHT